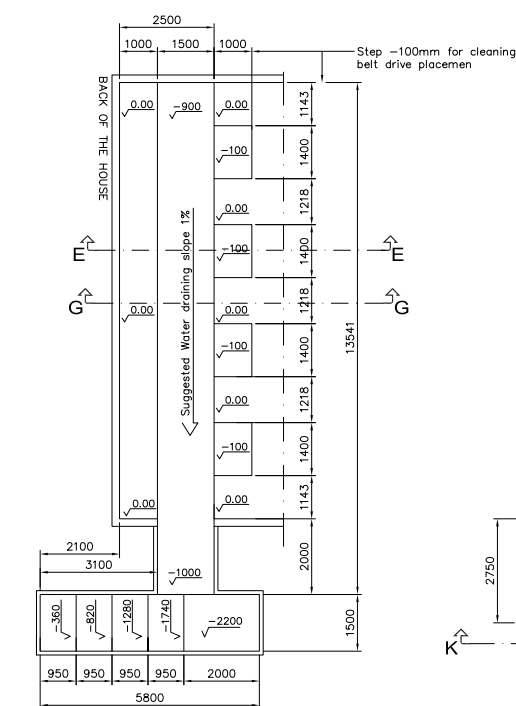
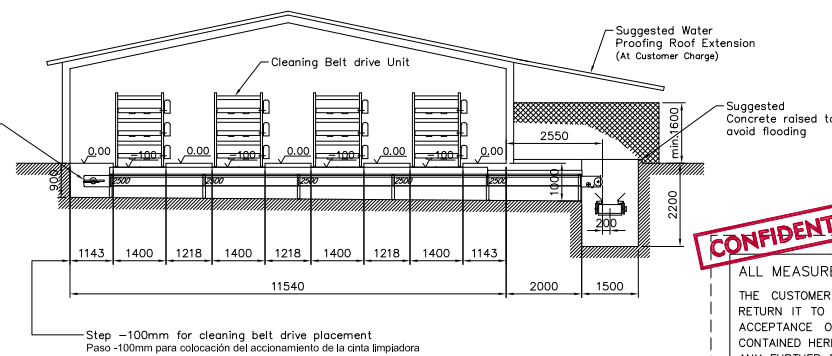
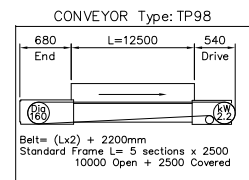
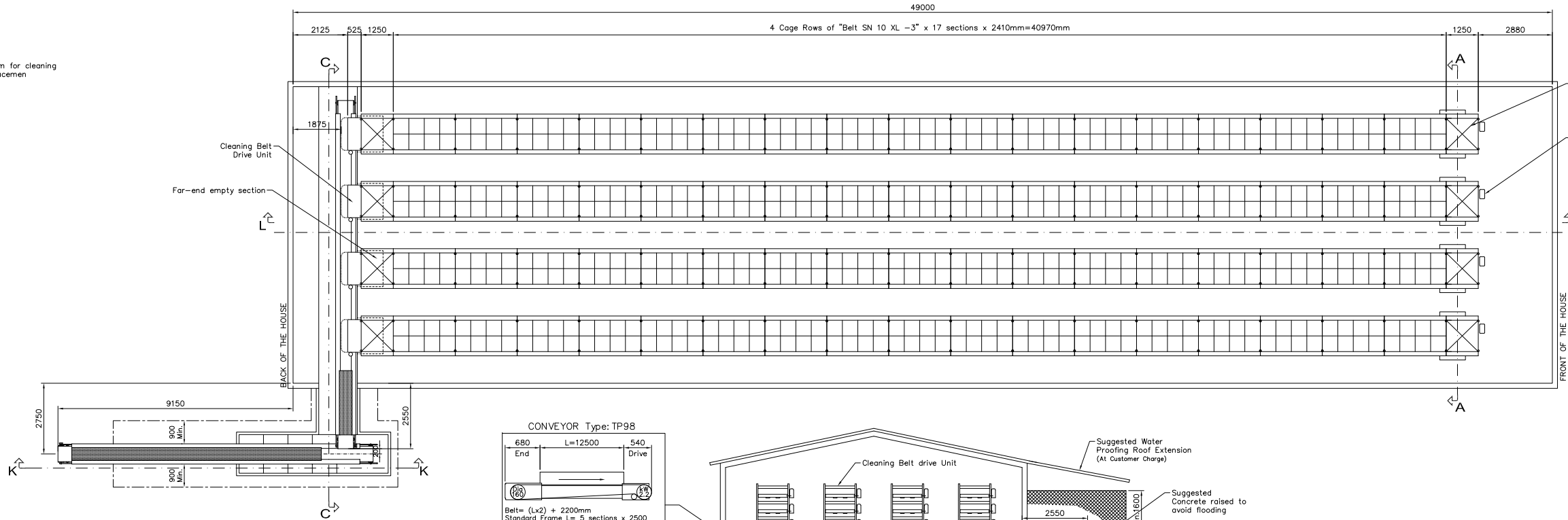


SECTION LL



CONCRETE WORKS PLAN



CONFIDENTIAL

ALL MEASUREMENTS TO BE CHECKED BY THE CUSTOMER

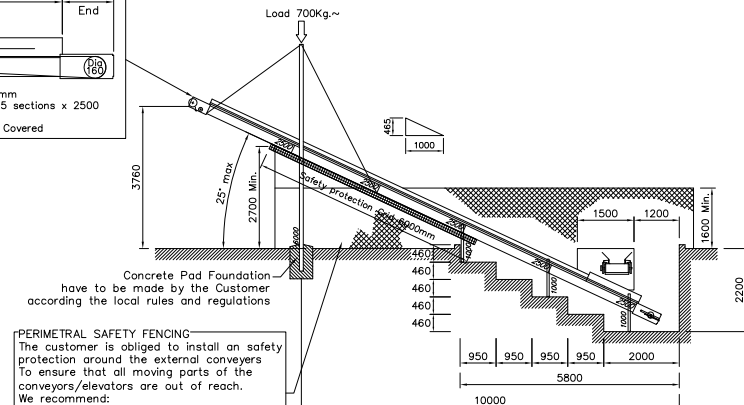
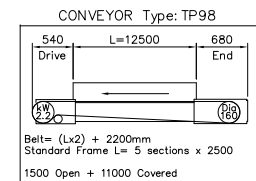
THE CUSTOMER IS TO SIGN THIS DRAWING WHERE INDICATED, AND RETURN IT TO THE COMPANY AT THE ADDRESS SHOWN, TO INDICATE ACCEPTANCE OF ALL DETAILS, MEASUREMENTS AND SPECIFICATIONS CONTAINED HEREIN, IN THE ABSENCE OF SUCH SIGNATURE, AND RETURN, ANY FURTHER DEALINGS BETWEEN THE CUSTOMER AND THE COMPANY WILL BE BASED ON THE DETAILS, MEASUREMENTS AND SPECIFICATIONS SHOWN ON THE PRESENT DRAWING.

*Company Stamp and Customer's Signature for acceptance
Please return by e-mail the window outlined*

Drawing not to scale.
Where not expressly dimensioned the represented sizes are only indicative and not binding

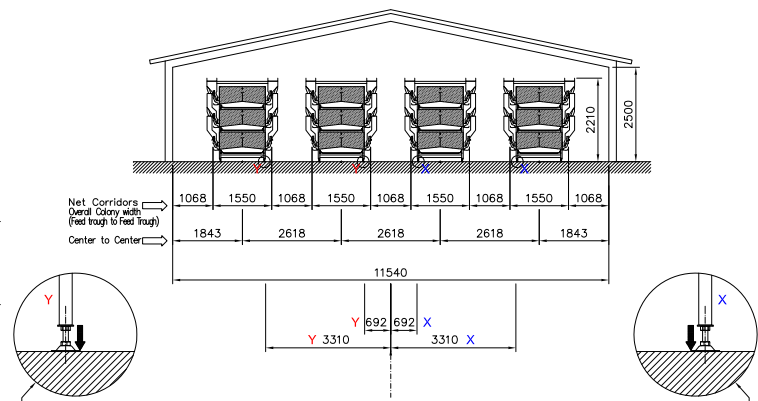
Any details in the present design may appear as in contrast or in contradiction with other information and / or measurements in the same, do not allow any people operating in the installation of the equipment, to undertake arbitrary and operative choices in order to solve any eventual problem, without having previously consulted with VALLI S.r.l. staff.

Concrete works and steel/wood constructions, which are not supplied by VALLI, are drawn only as demonstrative purpose and so they must be designed by the Customer's designer engineer.

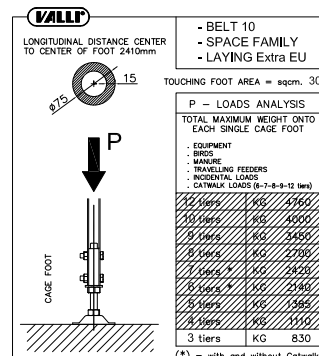


PERIMETRAL SAFETY FENCING
The customer is obliged to install an safety protection around the external conveyors
To ensure that all moving parts of the conveyors/elevators are out of reach.
We recommend:
-Minimum 0.9mts from the conveyor sides and 1.6mts from the ground level
(EN 294, 4.3);
-Minimum height under the elevator 2.7mts
(EN 294, 4.2).

SECTION KK



SECTION AA



- BELT 10
- SPACE FAMILY
- LAYING Extra EU

TOUCHING FOOT AREA = sqcm. 30

P - LOADS ANALYSIS

TOTAL MAXIMUM WEIGHT ON EACH SINGLE CAKE FOOT

- EQUIPMENT
- BROS
- MANURE
- TRAVELLING FEEDERS
- INCIDENTAL LOADS
- CATWALK LOADS (8-7-8-9-8)

12 tiers	KG	4760
10 tiers	KG	4000
9 tiers	KG	3450
8 tiers	KG	2700
7 tiers *	KG	2820
6 tiers *	KG	2180
5 tiers	KG	1985
4 tiers	KG	1110
3 tiers	KG	830

(*) = with and without Catwalk



VALLI S.r.l.
via Selva 14, 47122 Forlì - ITALY
Ph.: +39.0543.975311
info@valli-italy.com - www.valli-italy.com

Colony Model : Belt SN 10 XL -3 tiers
Total Colonies : 1632
Total Capacity : 11424
Feeding System : Hopper feeding
Egg Collection : -

Ref. Customer: —		Date: 15.07.2024
Designer: Islami Jusuf		B Revision Date C Revision Date D Revision Date
Scale: 1:100	Ref. Drg.: —	E Revision Date F Revision Date G Revision Date

Malawi

DRG:
CL2478_

This drawing is property of VALLI S.r.l., therefore it must not be copied, reproduced, given to third parties or used for different purposes than the ones it was created for, without written permission of VALLI S.r.l.